

## Software Update: RISCO Monitor - Version 1.25.0321

Date: 03/07/2025

### Discover the Latest Update of the Risco Monitor Plugin!

We are excited to introduce the latest evolution of the Risco Monitor Plugin with version 1.25.0321.

As part of our continuous improvement process, we have worked diligently to enhance your user experience with this new version of the plugin.

### Introduction

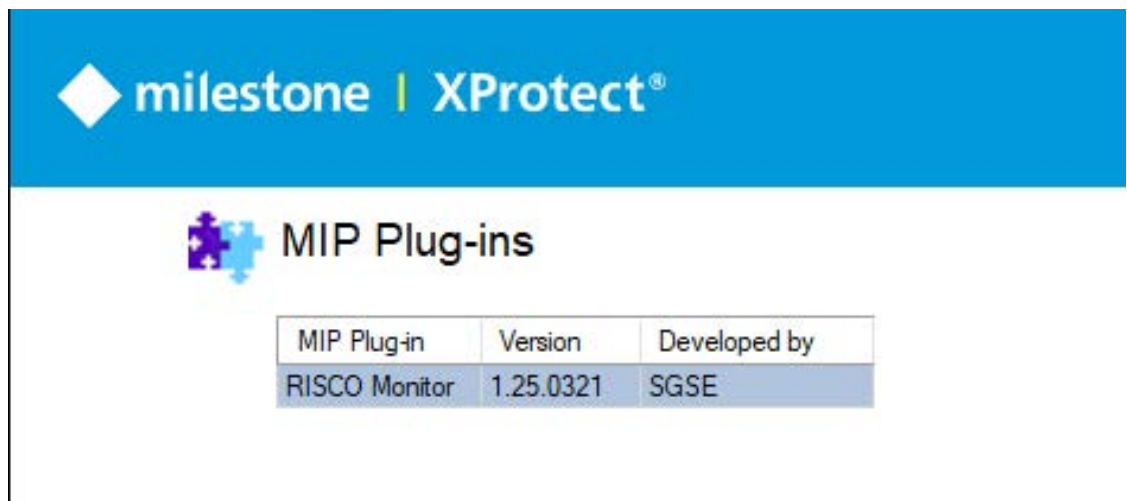
#### Discover version 1.25.0321: innovation, efficiency, and maximum performance

The new version 1.25.0321 redefines productivity with advanced features designed to optimize every aspect of your management and workflow. We have listened to your needs and transformed your feedback into strategic improvements that will boost your efficiency, allowing you to work more swiftly, accurately, and cost-effectively. Stay ahead and evolve with the best technology to achieve your goals with greater ease and effectiveness.

### Changes and Improvements

#### New Features

- Risco plugin update to Milestone XProtect 2024.R2 version, ensuring compatibility and optimized performance.



This update enhances system compatibility, ensuring greater stability, efficiency, and access to the latest platform features. Stay at the forefront with the most up-to-date technology.

- Adaptation to the latest Risco protocol: improved compatibility and efficiency.

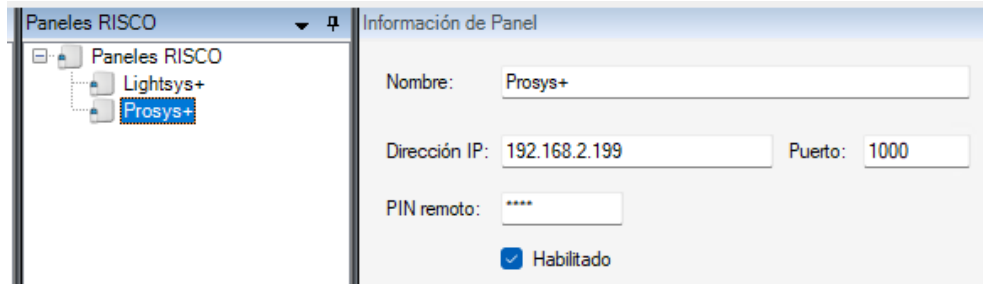
We have updated our communication framework to ensure optimal integration with the latest version of the Risco protocol (RP432MPIRSUD0A). This adaptation guarantees

seamless compatibility with new panels, allowing you to take full advantage of the latest features. With this improvement, we ensure a more robust, efficient system prepared for future technological advancements.

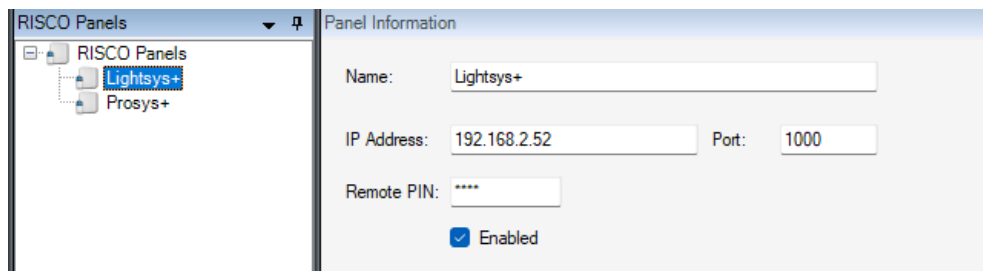
- Expanded language support for global access to the Risco plugin.

As part of our commitment to providing an increasingly global and accessible experience, we have translated our interface into seven languages. You can now easily select the language that best fits your workflow from the following:

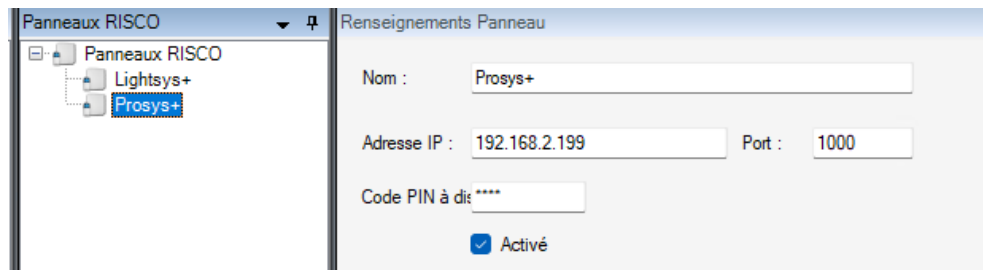
- Spanish.



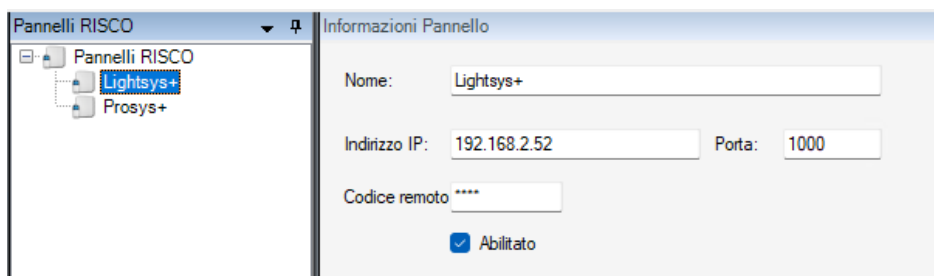
- English.



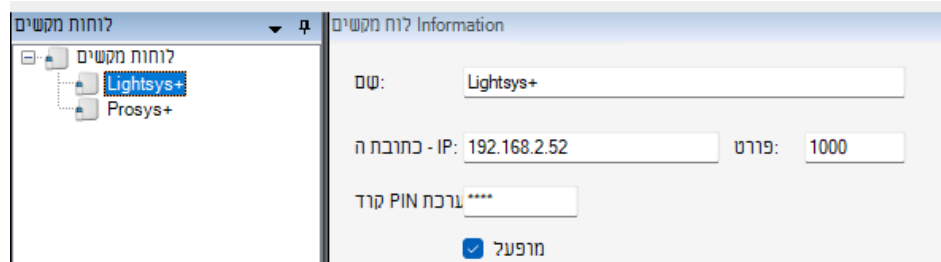
- French.



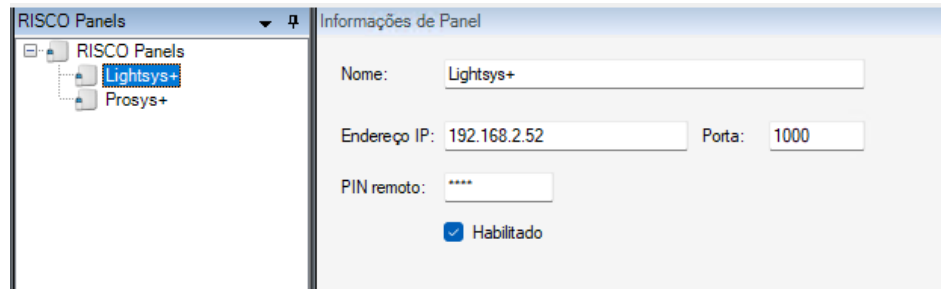
- Italian.



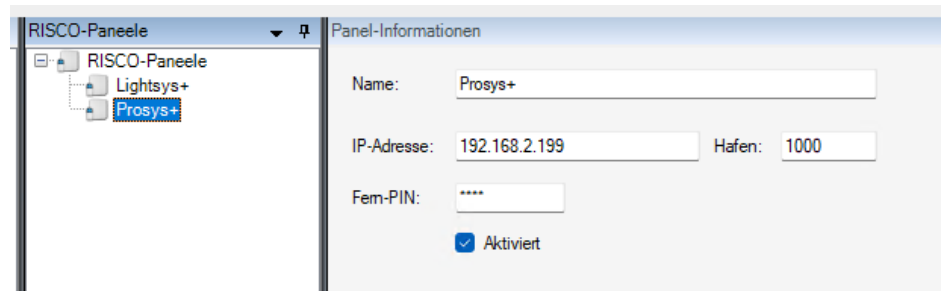
- Hebrew.



- Portuguese.



- German

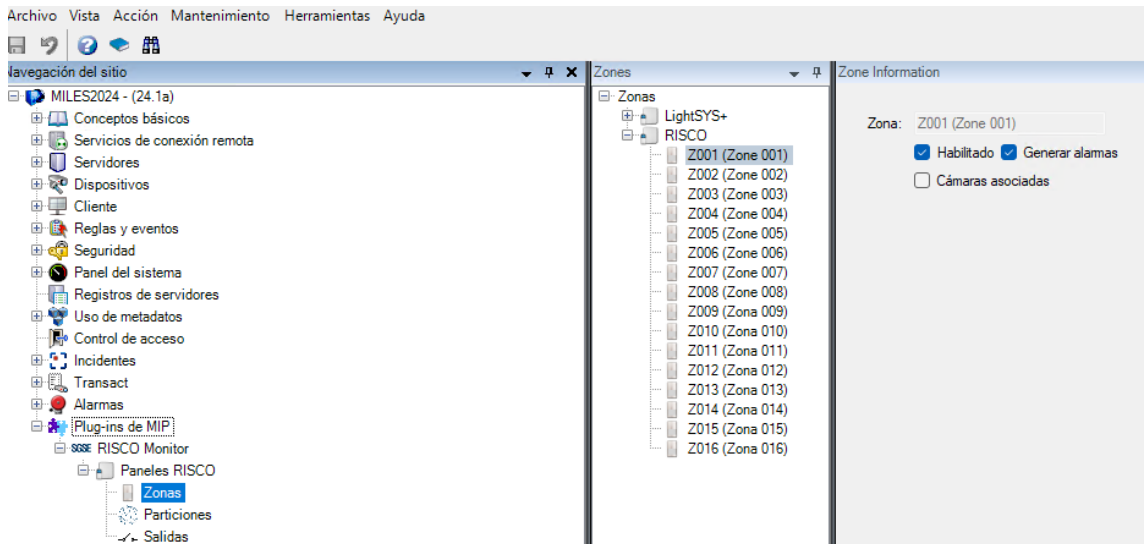


Zone-based alarm auto-configuration: simplicity and total control.

Optimize alarm management with the new zone-based auto-configuration feature integrated into the Risco Monitor plugin.

Forget about manual configurations—this update automatically activates all zones with a preconfigured alarm identified by its default name. Additionally, you have the flexibility to customize it according to your needs, enabling or disabling this functionality with ease.

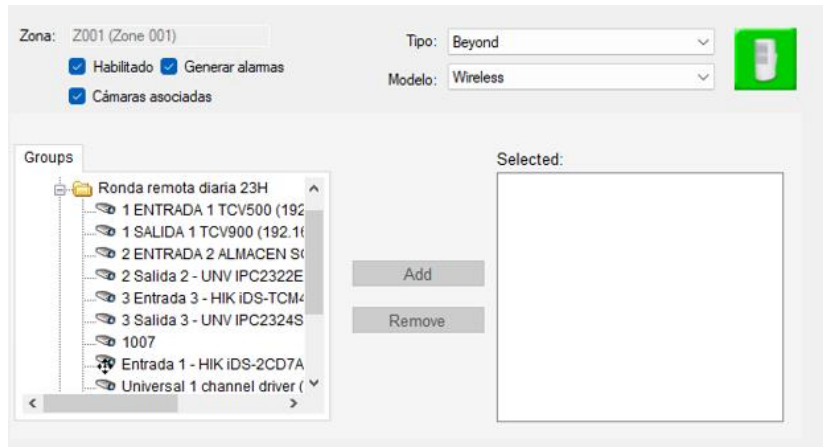
We simplify the process to save you time and improve efficiency in zone monitoring.



Smart camera integration: automated and efficient security.

Take your security system to the next level with the automatic association of cameras to zone-based alarm auto-configuration. Now, when an alarm is triggered, one or more cameras will automatically link to the affected zone, providing you with immediate and precise visual monitoring.

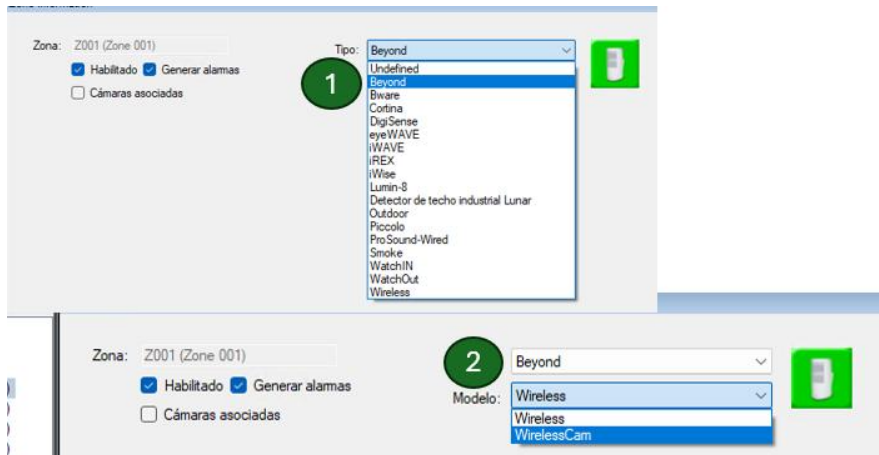
With the innovative Zone-Based Alarm Auto-Configuration feature, we simplify management and optimize security control, offering you a smarter, more agile, and effective experience.



Intuitive icon selection: customization and clarity in your layout.

We facilitate the visual representation of your devices with a new feature that allows you to select the most suitable icon for each element in your layout with just two mouse clicks.

Through an intuitive and user-friendly environment, you can now accurately choose the icon that best identifies each device, improving clarity and system management. Optimize your experience with a more organized and efficient visual interface.

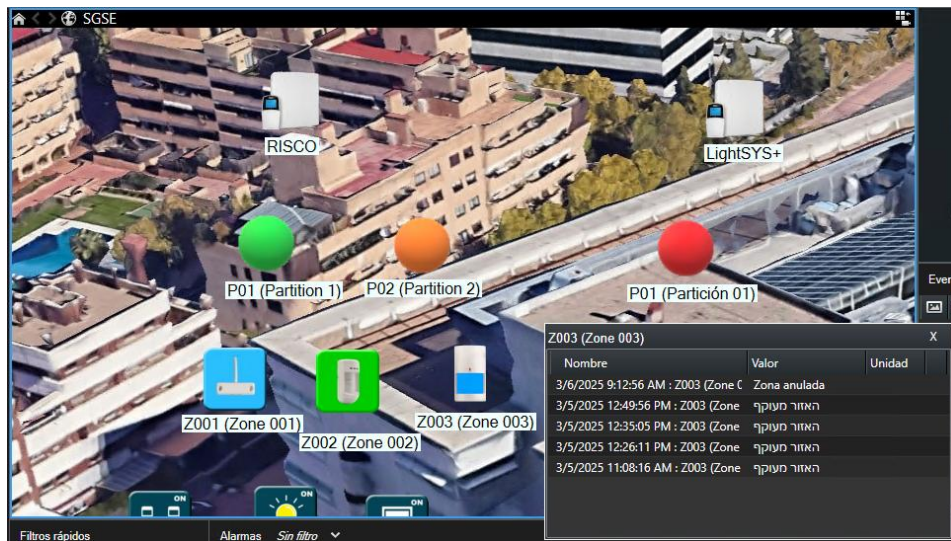


Status Details: Key information instantly.

Gain a clear and detailed view of what is happening in your system with the new Status Details feature.

Now, with just one click on the field element icon, access the history of the last five events and instantly understand what happened in a specific zone, intrusion panel, or any system component.










We simplify access to information so you can make faster and more precise decisions, improving security management and control.



Unified statuses: consistency and iconographic simplicity.

In line with our commitment to continuous improvement and based on valuable customer feedback, we have unified status criteria across all our plugins. This update brings coherence and meaning to each status, simplifying its interpretation and management.

You will now have a clearer and more unified view, optimizing efficiency and facilitating decision-making in your system.

Intrusion	
Color	State-Meaning
	Normal
	Open or Active (not armed)
	Armed
	Partially Armed
	Unknown
	Alarm Triggered
	Inhibited
	Issues (Short Circuit)
	Sabotaged

New icons: more options for customization.

We have increased the number of available icons related to existing devices, offering you greater variety for even more precise and detailed customization.

With this update, you can choose from a broader selection of iconography, visually adapting your system to your specific needs and improving clarity and organization in your work environment.




New output icon gallery: improved precision and customization.

We are not satisfied with just one icon; we have expanded our options with a complete iconography gallery that includes different states to more accurately represent each output's performance.

This new feature allows you to choose the most suitable icon, clearly and precisely detailing the state and performance of outputs, enhancing system visualization and control.



A new feature has been introduced for zones, allowing them to be inhibited.



### Improvements

- Addition of new iconography.
- Adaptation and standardization of status displays in our iconography.
- Redesigned plugin startup to facilitate communication with Panels.
- Updated communication process between intrusion panels and the Plugin.
- Compatibility review for versions from Milestone XProtect 2019 to XProtect 2024 R2.
- Review and compatibility with the latest version of the Risco SDK.

### Bug Fixes

We have addressed the following issues:

- Occasional startup with data loss, causing a Plugin reconnection.

### System Requirements

Ensure your system meets the following requirements:

- Update XProtect to the latest version or a version compatible with Monitor.

### **Compatibility**

This version is compatible with XProtect versions from 2019 to XProtect 2024 R2.

### **Update Process**

To update to version **1.25.0321**:

1. Copy the Licencia.lic file located in C:\Program Files\Milestone\Risco Monitor to a directory of your choice.
2. Uninstall the current plugin by going to Uninstall Programs and selecting Risco Monitor.
3. Install the new plugin and reactivate the license.

### **Support Contact**

If you encounter any issues or have any questions, do not hesitate to contact our technical support team:

- [sat@sgse.eu](mailto:sat@sgse.eu)
- +34 910564396

### **Conclusion**

We appreciate your continued collaboration and patience. This update is the result of your valuable feedback, and we remain committed to continuously improving to provide you with the best experience possible with version **1.25.0321**.